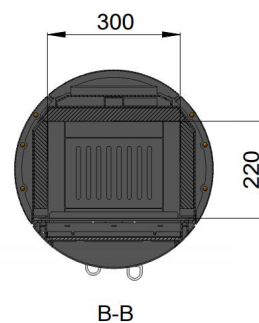
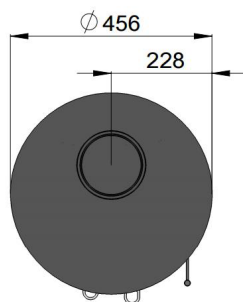
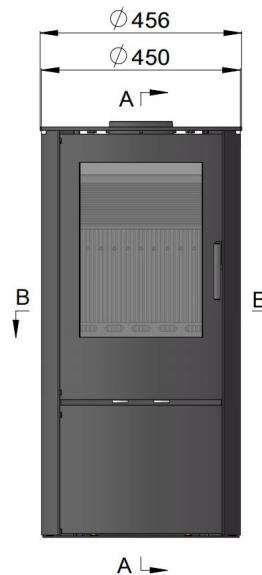
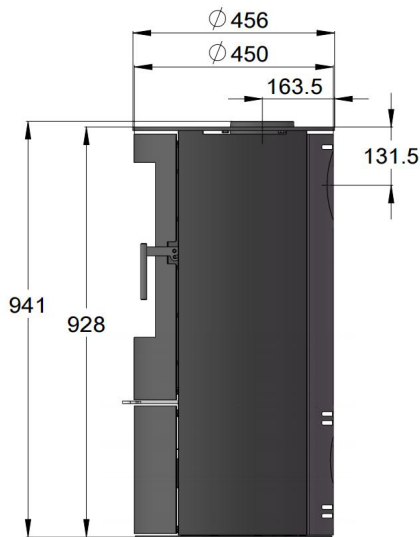




Output range Kw	5 - 12
Heating Capacity m³	270 est.
Nominal Efficiency %	86.1
Type	Freestanding
Fuel Type	Wood
Brand	Calore
Category	Traditional
Convection Type	Wood Natural
Glass Cleaning Airflow	Yes
Ash Tray	Yes
Flue ø	125
Flue exit	Top/Rear
WxDxH mm	456x456x941
Weight Kg	105
Finish	Steel & Cast Iron
Warranty	12 Years

** All warranties are subject to CRMS registration.*



*Unit of measure and model dimensions may vary. E&OE.